



University of Maryland, Baltimore

Are you wireless Compliant?



Eduroam

Eduroam is a secured wireless network service that allows University of Maryland students, faculty, and staff to visit sites of participating organizations and gain access to a secure wireless network utilizing their home organization credentials. And vice versa, people at those institutions can come here and use their local wireless logon ID to access our wireless network. So this universal access to campus wireless networks will make it easier for students, faculty, and staff to collaborate between our institutions.



Checking Wireless Compliance

Login to the University of Maryland, Baltimore Account Management Website:

<https://directory.umaryland.edu>

UNIVERSITY of MARYLAND
THE FOUNDING CAMPUS

REAL-WORLD THINKING | WORLDWIDE REACH™

Thursday, June 14, 2012 4:27:59 PM
Requesting IP Address: 134.192.65.243

HELP ?

UM Account Management

This site is for setting up and modifying details of your UM Account. The following enterprise applications use the UM Account:

- myUM Portal
- Google Apps @UMaryland
- SURFS
- Blackboard
- MediaSite
- iTunes University
- Accellion Secure File Transfer
- eUM Applications (HRMS, Financials, RAVEN) via myUM Portal
- COBUS
- MAXIMUS
- Campus Wireless/VFN

Please enter a valid UMID and click *Submit*

UMID: [What is the UMID?](#)

- [New User, Set Up Account](#)
- [Forgot your UM Password](#)
- [I cannot log into UM Account](#)

The University of Maryland is the founding campus of the University System of Maryland
620 1st Lexington St., Baltimore, Maryland 410-706-3100
© 2011 University of Maryland All rights reserved.
[Privacy Statement](#) | [Accessibility Statement](#) | [Contacts](#)



If UM Wireless User: equals FALSE

- Select enable

If UM Wireless User: equals TRUE

- You are ready to use the eduroam network and not required to perform any additional steps.

UM Account Management

◆ [UM Account Home](#) Welcome to the UM Account Management site.

Setup your:

- ◆ [UMID](#)
- ◆ [UM Password](#)
- ◆ [Secret Question/Answer](#)
- ◆ [UM PIN](#)
- ◆ [Accellion Secure File Transfer Mail Address](#)
- ◆ [Wireless Access](#)

◆ [UMID Authenticated Applications](#)

UM Application Info

UM Wireless User:	FALSE -- enable
UM Wireless ID:	cgekoski@eduroam.umaryland.edu

Use the links on the left to set up or modify the details of your UM account.

When you are finished using the UM Account Management Site, please click the *Log Off* button and close all Internet browser windows.



Enter your new UM Account desired password and select Submit. This may take up to 90 Seconds to complete.

UM Account Management

UM Account Home

Setup your:

- UMID
- UM Password**
- Secret Question/Answer
- UM PIN
- Accellion Secure File Transfer Mail Address
- Wireless Access

UMID Authenticated Applications

UM Password Setup

In order to enable UM Wireless Access, you must change your UM Password.

Please choose a password that meets the following:

Complexity requirements:

- Length between 8 and 32
- At least 1 special character
- At least 1 number
- At least 1 uppercase letter
- At least 1 lowercase letter
- Not equal to UMID
- No more than 2 consecutive identical characters
- No spaces
- Can not contain the following special characters " * ' !

Age Requirements:

- Password has not been used in the last 10 passwords
- Password has not been used in the last 2 days

Desired password:

Confirm password:



Select Continue

UM Account Management

- ◆ **UM Account Home**

- ◆ **UMID**
- ◆ **UM Password**
- ◆ **Secret Question/ Answer**
- ◆ **UM PIN**
- ◆ **Accellion Secure File Transfer Mail Address**
- ◆ **Wireless Access**

- ◆ **UMID Authenticated Applications**

UM Password Setup

Your new password has been written to the UM Enterprise Directory.

This password will expire on **12/17/2012 12:59:51 PM**. You will be warned of this expiration starting 12/1/2012 12:59:51 PM and then every 4 days after until your password expires or you reset it. If your password expires, you will need to return to this page and reset your password.

Use this password and your UMID to login to all UM-Directory enabled applications.


Click Continue to setup your UM Account









When eduroam compliance is met your UM Wireless User will state: TRUE


When connecting to the eduroam network you will login using the UM Wireless ID

UM Account Management

 [UM Account Home](#)

Setup your:

-  [UMID](#)
-  [UM Password](#)
-  [Secret Question/ Answer](#)
-  [UM PIN](#)
-  [Accellion Secure File Transfer Mail Address](#)
-  [Wireless Access](#)

 [UMID Authenticated Applications](#)

Welcome to the UM Account Management site.


Personal Information

Name:
Primary Affiliation:
Primary Email Address:

UM Account Details

UMID:
UM Password Expiration:

UM Application Info

UM Wireless User:  TRUE
UM Wireless ID: cgekoski@eduroam.umaryland.edu

Use the links on the left to set up or modify the details of your UM account.

When you are finished using the UM Account Management Site, please click the *Log Off* button and close all Internet browser windows.

University of Maryland Baltimore Help Section

CITS IT Help Desk

Email: help@umaryland.edu
Phone: 410-706-HELP(4357)
Fax: 410-706-4191
Address: 601 W. Lombard Street, Baltimore MD 21201
Room: 5th Floor, Suite 540

Hours

Mon-Fri 8:00am – 5:00 pm
Sat-Sun 8:00am – 5:00 pm (Phone and E-Mail Only)