



UMB
QUANTUM
FINANCIALS

*A leap forward. Transforming systems.
Empowering People!*

Change Champions

September 27, 2018

Agenda

- Quantum Financials Status Update
- Quantum Analytics - Reporting Proof of Concept
- Q&A

Quantum Financials Status Update

- Project Status - CRP 2.5
- Conversions/Integrations
- Chart of accounts
- Project challenges
- Timeline

Quantum Analytics - Reporting Proof of Concept

Switch to Lynn's slides

Quantum Analytics Site Map Design

August 23rd, 2018

Agenda

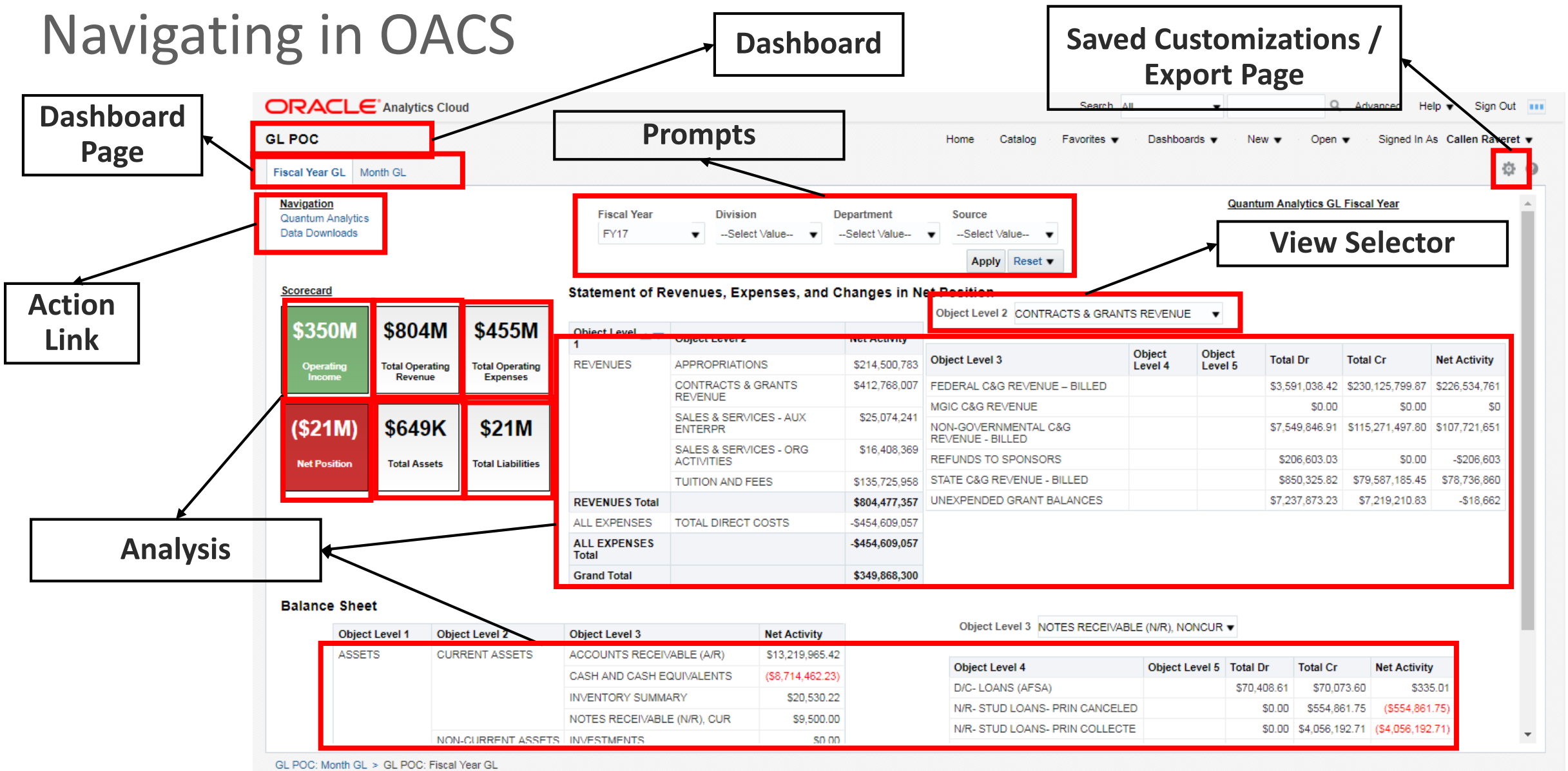
1. Introduction
2. Oracle Analytics Cloud (OACS) Overview
3. Site Map
4. Mockups

Introduction

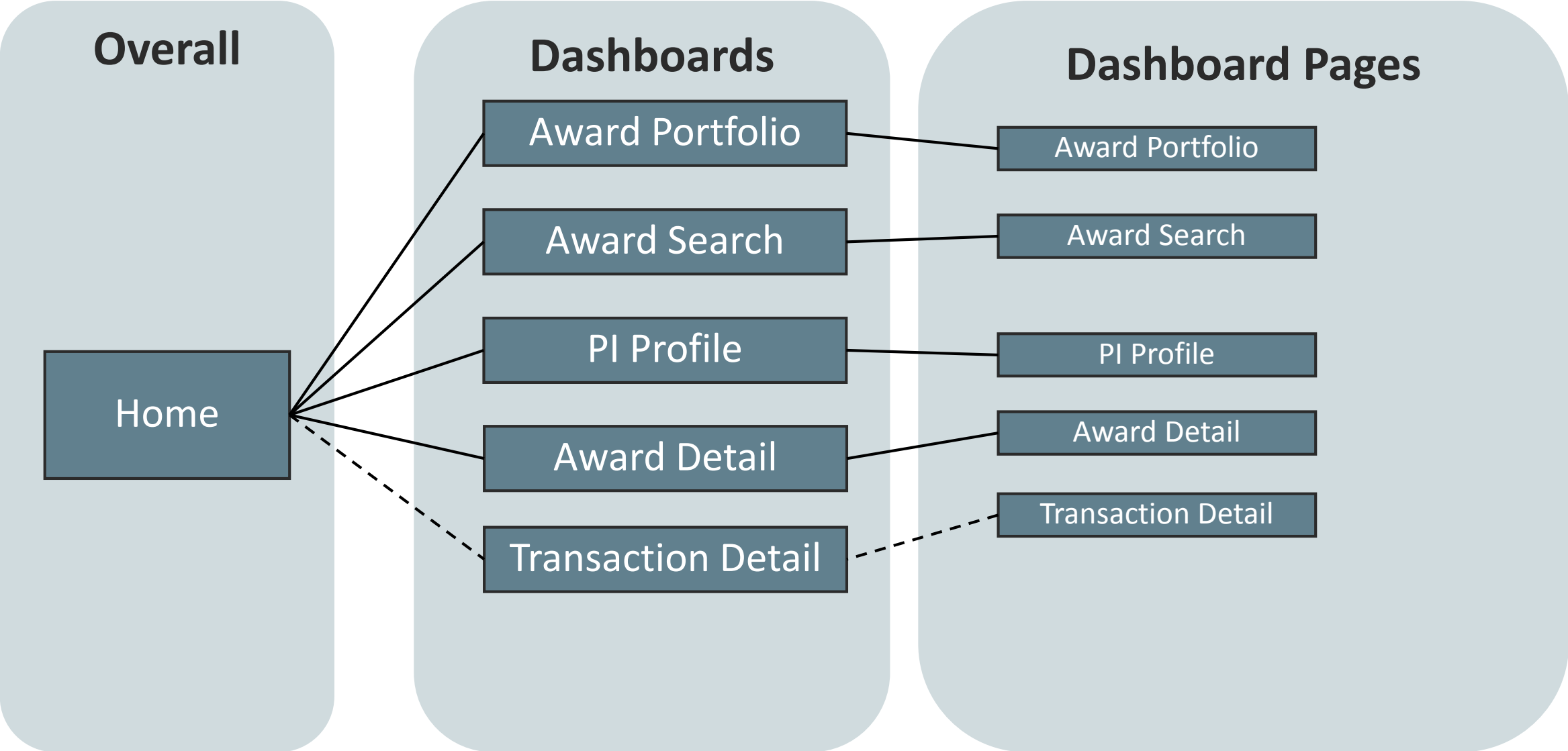
Quantum Analytics will be the one-stop shop for UMB Campus reporting – replacing RAVEN. UMB will be leveraging Oracle Analytics Cloud Services (OACS) as the technology to build out Quantum Analytics.

The goal of this deck is to provide a general overview of how Quantum Analytics will be structured and built, and what the content could look like.

Navigating in OACS



Quantum Analytics – Site Map *****SO FAR*****



Quantum Analytics – Home Page



Quantum Analytics

Can't find the answer to your question? Use the **Fetch Bar** below!

Welcome to Quantum Analytics - the one-stop shop for all reporting needs at UMB! This is the home page for Quantum Analytics. The data across all of these dashboards have been updated as of: Monday, July 27th @ 12:00 AM.

UMB Highlights

\$615M

Grant \$ Obligated to UMB This Year!

\$18M

Revenue \$ This Year!

\$65M

Grant Proposal \$ Submitted This Year!

12

New Grants Started This Week!

Need Help? Contact:

quantumanalytics@umb.edu
123-456-7890

Dashboards

Awards Management

[Award Portfolio](#)

Provides a summary of fiscal year pre and post-award information

[Award Search](#)

Provides customizable listing of pre and post-award details

[PI Profile](#)

Provides a one-stop shop profile for all PI-related activities

[Award Detail](#)

Provides life-to-date snapshot to manage one award or project

Chart of Accounts Management

TBD - Stay tuned!

Payroll Management

TBD - Stay tuned!

How much can I spend for the...

Fetch It

Not sure what dashboard you need - see below!

Awards

[Are we doing a better job this year with spending award \\$ obligated?](#)

[What sponsor are we winning the most awards from?](#)

[As a PI, how many dollars do I have to manage this year?](#)

[What awards am I needing to close out right now?](#)

Budget

[What budgets of mine are underspent right now?](#)

[How many transactions did I have on my budgets this week?](#)

Payroll

[Why are we struggling with paying people this year?](#)

[How many of my employee's salaries are projected to go onto the PCA?](#)

[Why can't I fund this employee's salary for the next pay period?](#)

[I need to see the transactions from this week NOW!](#)

Quantum Analytics – Award Portfolio Dashboard

WHY	To provide fiscal year (FY) award-based summarized metrics
WHAT	The only dashboard dedicated to year-over-year award metrics comparison A flash report detailing the “Health of Awards”
WHEN	1x a month / 1x a week / ad-hoc Primary focus during Budget Season Department Admins meeting with Department Chairs for Awards
WHO	Every Dean’s Office who’s in charge of grants Every Department Admin End of Year Performance Evals for Pl’s

What Questions Does the Award Portfolio Dashboard Answer?		
1	What are my proposal \$ and successes year over year?	<ul style="list-style-type: none"> • Where are we up/down? • Comparison to last year? • Doing more with industry? • Hitting our goals?
2	Will we meet our F&A budget?	<ul style="list-style-type: none"> • Need to dip into net assets? • How should we spend extra?
3	What are my compliance risks right now?	<ul style="list-style-type: none"> • Not spending \$ • Not collecting \$ • Not billing \$ • Overspending \$
4	What are my proposal success rates?	<ul style="list-style-type: none"> • Current to past by Dept/PI ?
5	What are my effective recovery rates?	<ul style="list-style-type: none"> • Current to past by Dept/PI ?
6	What have we spent in total?	<ul style="list-style-type: none"> • 5 year trend by Dept/School?

Quantum Analytics – Award Portfolio Dashboard

Award Portfolio

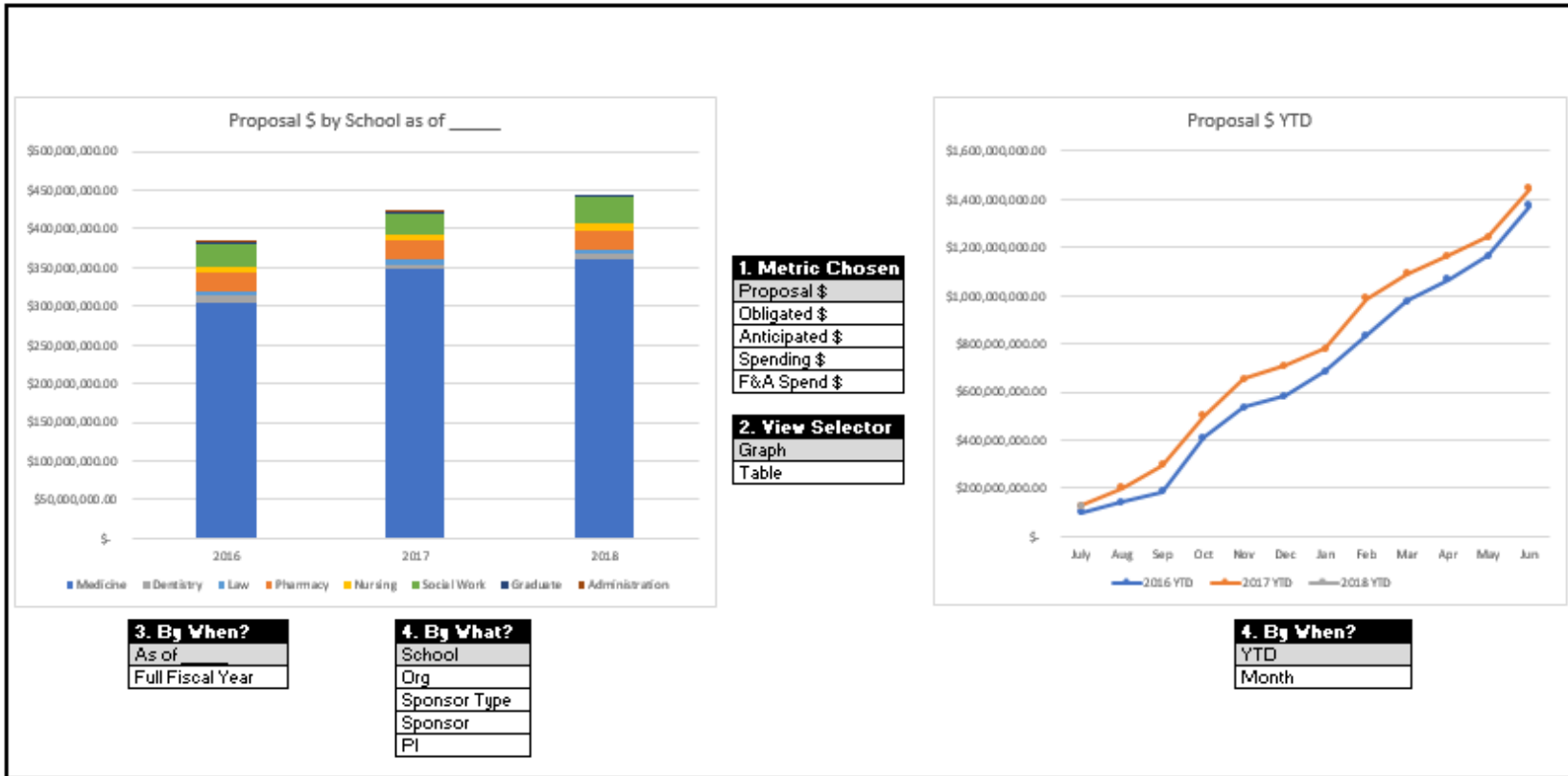


Navigation	
Home	
Award Portfolio	
Award Search	
PI Profile	

FY	Org	Sponsor Type	Sponsor	PI	Awards	Award Size	Award Activity	Award Funding	On / Off Campus	Activity Type
ALL	ALL	ALL	ALL	ALL	ALL	ALL	ALL	ALL	ALL	ALL

Award Portfolio as of July 2018:

\$700M Proposal \$ Submitted To-Date This Year	6% ↑ Proposal \$ This Year Compared to Last Year
\$500M Anticipated \$ To-Date This Year	8% ↓ Anticipated \$ This Year Compared to Last Year
60% Proposal Success Rate This Year	15% ↑ Proposal Success Rate This Year Compared to Last Year
45% Effective Recovery Rate This Year	8% ↑ Effective Recovery Rate This Year Compared to Last Year
\$35M F&A Recovery	4% ↓ F&A Recovery This Year Compared to Last Year



Award Health Check as of July 2018:

5 ⚠️ Proposals Past Their Expected Funding Date	9 ⚠️ Temporary Projects Past 6 Months
0 ✓ Awards Overspent	\$0 ✓ Award \$ Overspent
4 ⚠️ Awards Not Billing	35 ⚠️ Awards with Slow Burn Rates
6 ⚠️ Awards Not Collecting	\$315K ⚠️ Award \$ Not Collected
12 ⚠️ Projects Needing to be Closed	

Quantum Analytics – Award Search Dashboard

WHY	To handle all one-off questions across pre and post-award information requiring numerous criteria Landing pad from Award Portfolio to Award Detail
WHAT	Dynamic listing of all awards – pre and post – information that is easily filterable
WHEN	All “as of now” metrics Ad-hoc / one-off requests
WHO	Anyone concerned with Awards at UMB

What Questions Does the Award Portfolio Dashboard Answer?		
1	TBD	• TBD
2	TBD	• TBD
3	TBD	• TBD
4	TBD	• TBD
5	TBD	• TBD
6	TBD	• TBD

Quantum Analytics – Award Search Dashboard



Award Search

Navigation	
Home	
Award Portfolio	
Award Search	
EI Profile	

Criteria

Pre-Award

Post-Award

Post-Award

Include closed Awards?

Overspent Awards?

Slow-burn rate Awards?

Projects Needing Closing?

Projects Approaching Close?

Pre-Award

Proposals Past Expected Start Date?

Most Recent Submissions?

Include Closed Proposals?

Post-Award Prompt

Award	Project	Title	Sponsor	Start Date	End Date	F&A Rate	Award Status	Org	PI	Award Type	Sponsor Type	Activity	Budget	Commitments	Actuals	Remaining Balance	Burn % (Actuals)	Time Burn %
ALL	ALL	ALL	ALL	ALL	ALL	ALL	ALL	ALL	ALL	ALL	ALL	ALL	ALL	ALL	ALL	ALL	ALL	ALL

Pre-Award Prompt

Proposal #	Title	Sponsor	Submission Date	Expected Start Date	ARRA Funding	Status	Org	PI	Sponsor Type	Activity
ALL	ALL	ALL	ALL	ALL	ALL	ALL	ALL	ALL	ALL	ALL

Post-Award Management

Award/Project	Title	Sponsor	Start Date	End Date	F&A Rate	Award Status	Org	PI	Award Type	Sponsor Type	Activity	Budget	Commitments	Actuals	Remaining Balance	Burn % (Actuals)	Time Burn %
12345+	EX1	Sponsor1	7/18/2018	1/1/2019	25%	Active	Org1	PI1	Type1	Federal	Example1	\$ 2,000.00	\$ 1,000.00	\$ 500.00	\$ 500.00	25%	35%
56789+	EX2	Sponsor2	1/1/2018	2/1/2019	25%	Active	Org2	PI2	Type1	Federal	Example2	\$ 4,000.00	\$ 2,000.00	\$ 1,000.00	\$ 1,000.00	45%	45%
23456+	EX3	Sponsor3	2/2/2018	3/1/2019	45%	Open	Org3	PI3	Type1	Non-Fed	Example3	\$ 8,000.00	\$ 4,000.00	\$ 2,000.00	\$ 2,000.00	50%	55%
34567+	EX4	Sponsor4	3/3/2018	4/1/2019	55%	Pending Clos	Org4	PI4	Type2	Non-Fed	Example4	\$ 16,000.00	\$ 8,000.00	\$ 4,000.00	\$ 4,000.00	85%	65%
45678+	EX5	Sponsor5	4/4/2018	5/1/2019	40%	Active	Org5	PI5	Type2	Federal	Example5	\$ 32,000.00	\$ 16,000.00	\$ 8,000.00	\$ 8,000.00	90%	75%
ABCDE+	EX6	Sponsor6	5/5/2018	6/1/2019	20%	Pending Clos	Org6	PI6	Type2	Non-Fed	Example6	\$ 64,000.00	\$ 32,000.00	\$ 16,000.00	\$ 16,000.00	15%	85%

Pre-Award Management

Proposal #	Title	Sponsor	Submission Date	Expected Start Date	ARRA Funding	Status	Org	PI	Sponsor Type	Activity
A1S2D3F4	EX1	Sponsor1	7/18/2018	1/1/2019	Regular	Awarded	Org1	PI1	Federal	Example1
S2D3F4G5	EX2	Sponsor2	1/1/2018	2/1/2019	Regular	Pending	Org2	PI2	Federal	Example2
D3F4G5H6	EX3	Sponsor3	2/2/2018	3/1/2019	Regular	Rejected	Org3	PI3	Non-Fed	Example3
F4G5H6J7	EX4	Sponsor4	3/3/2018	4/1/2019	Stimulus	Rejected	Org4	PI4	Non-Fed	Example4
G5H6J7K8	EX5	Sponsor5	4/4/2018	5/1/2019	Regular	Awarded	Org5	PI5	Federal	Example5
H6J7K8L9	EX6	Sponsor6	5/5/2018	6/1/2019	Stimulus	Pending	Org6	PI6	Non-Fed	Example6
J7K8L90D	EX7	Sponsor7	3/3/2018	7/1/2019	Regular	Rejected	Org7	PI7	Federal	Example7

Quantum Analytics – PI Profile Dashboard

WHY	To provide a complete profile of a PI Help facilitate monthly/quarterly meetings with PI's
WHAT	Flash report of everything going on for a PI
WHEN	Default to as of today Status of all activities for PI as Life to Date (LTD)
WHO	PI's Department Research Administrators Dean's Offices

What Questions Does the Award Portfolio Dashboard Answer?		
1	What are my active awards?	<ul style="list-style-type: none"> Active spending on awards
2	What are my active proposals?	<ul style="list-style-type: none"> Submitted but not awarded yet
3	Who am I funding right now?	<ul style="list-style-type: none"> Last payroll – what was paid?
4	Which grants need to be billed right now?	<ul style="list-style-type: none"> What sponsors are not paying? What AR is outstanding?
5	What awards are overspent?	<ul style="list-style-type: none"> Monthly Burn / Time Burn Rate?
6	What awards are planned to be overspent?	<ul style="list-style-type: none"> Monthly Burn / Time Burn Rate?
7	What awards are underspent?	<ul style="list-style-type: none"> Monthly Burn / Time Burn Rate?
8	What are all my subcontract PO's?	<ul style="list-style-type: none"> What active subcontracts exist?
9	What grants need to be closed?	<ul style="list-style-type: none"> Close now vs. will need closing?
10	What proposals am I listed on?	<ul style="list-style-type: none"> Who owns the proposal?

Quantum Analytics – PI Profile Dashboard



PI Profile

Navigation	
Home	
Award Portfolio	
Award Search	
PI Profile	

Org	PI*
ALL	Mouse, Mickey

What are the proposals I'm committed on?

Proposal	Sponsor	PI	Anticipated Funding Date
A1S2D3F4	NIH	Mickey, Mouse	6/18/2018
L0K9J8H7	NIH	Mickey, Mouse	7/18/2018
J7H6G5F4	NSF	Mickey, Mouse	8/19/2018
E5F6T7Y8	NSF	Mickey, Mouse	12/1/2018

What are my active awards?

Award/Project	Title	Sponsor	Start Date	End Date	Budget	Commitments	Actuals	Remaining	Burn % (only Actuals)	Time %	Overspent / Underspent	Billing Behind	Need Closing / Soon Closing
12345+	Ex1	NIH	6/18/2018	9/19/2019	\$ 100,000.00	\$ 75,000.00	\$ 10,000.00	\$ 15,000.00	75%	10%	GOOD	YES	GOOD
56789+	Ex2	NSF	5/15/2015	8/20/2018	\$ 200,000.00	\$ 10,000.00	\$ 190,000.00	\$ -	100%	97%	GOOD	YES	SOON CLOSING
ABCDE	Ex3	NIH	8/13/2018	1/1/2019	\$ 500,000.00	\$ 50,000.00	\$ 250,000.00	\$ 200,000.00	10%	4%	UNDERSPENT	NO	GOOD
ABCDE-1	Ex3	NIH	8/13/2018	10/31/2018	\$ 400,000.00	\$ -	\$ 250,000.00	\$ 150,000.00	38%	4%	GOOD	NO	GOOD
ABCDE-2	Ex3	NIH	1/1/2018	1/1/2019	\$ 100,000.00	\$ 50,000.00	\$ -	\$ 50,000.00	100%	0%	UNDERSPENT	NO	GOOD

What sponsors are not paying?

Award	Invoice #	Days Outstanding	Total Outstanding AR
12345	1000827	8	\$ 1,257.00
12345	1000828	16	\$ 2,837.00
12345	1000829	35	\$ 47,564.00
56789	1001002	61	\$ 80,000.00

What are my active volume-based awards?

Award/Project	Title	Sponsor	Start Date	End Date	Revenue	Commitments	Actuals	Surplus / Deficit	Burn % (only Actuals)	Time %	Overspent / Underspent	Billing Behind	Need Closing / Soon Closing
12345+	Ex1	NIH	6/18/2018	9/19/2019	\$ 100,000.00	\$ 75,000.00	\$ 10,000.00	\$ 15,000.00	75%	10%	GOOD	YES	GOOD
56789+	Ex2	NSF	5/15/2015	8/20/2018	\$ 200,000.00	\$ 10,000.00	\$ 190,000.00	\$ -	100%	97%	GOOD	YES	SOON CLOSING
ABCDE	Ex3	NIH	8/13/2018	1/1/2019	\$ 500,000.00	\$ 50,000.00	\$ 250,000.00	\$ 200,000.00	10%	4%	UNDERSPENT	NO	GOOD
ABCDE-1	Ex3	NIH	8/13/2018	10/31/2018	\$ 400,000.00	\$ -	\$ 250,000.00	\$ 150,000.00	38%	4%	GOOD	NO	GOOD
ABCDE-2	Ex3	NIH	1/1/2018	1/1/2019	\$ 100,000.00	\$ 50,000.00	\$ -	\$ 50,000.00	100%	0%	UNDERSPENT	NO	GOOD

Who am I funding? (From Last Payroll Period)

Employee	Project: Job Title	12345	56789	ABCDE-1	ABCDE-2
Mickey, Mouse	Admin	\$ 40,000.00	\$ 20,000.00	\$ -	\$ -
Duck, Donald	Accountant	\$ 20,000.00	\$ 20,000.00	\$ 20,000.00	\$ 20,000.00
Dog, Pluto	Admin	\$ -	\$ 80,000.00	\$ -	\$ -
		\$ 60,000.00	\$ 120,000.00	\$ 20,000.00	\$ 20,000.00

What are my Subcontract PO's?

Award	Project	PO#	Vendor	Total PO Amount	Total Paid	Last Payment Date	Remaining \$
ABCDE	ABCDE-1	P300021	Vendor1	\$ 80,000.00	\$ 50,000.00	6/18/2018	\$ 30,000.00
ABCDE	ABCDE-2	P300022	Vendor1	\$ 120,000.00	\$ 45,000.00	7/20/2018	\$ 75,000.00
ABCDE	ABCDE-3	P300026	Vendor4	\$ 95,000.00	\$ 60,000.00	4/18/2018	\$ 35,000.00
56789	56789-1	P300058	Vendor8	\$ 10,000.00	\$ 10,000.00	5/15/2018	\$ -

Quantum Analytics – Award Detail Dashboard

WHY	To manage 1 award or 1 project
WHAT	See full picture of only 1 award or project
WHEN	Life-to-Date (LTD) snapshot per award
WHO	<p>Anyone who has an interest in awards</p> <ul style="list-style-type: none"> • Department Chairs • Department Administrators • Dean’s Office Administrators • PI’s • Research Administrators

What Questions Does the Award Portfolio Dashboard Answer?		
1	What am I spending?	<ul style="list-style-type: none"> • Spending \$ by object?
2	What’s my award/project demographic information?	<ul style="list-style-type: none"> • Replacement for current GPV
3	What has been billed vs. what has been collected?	<ul style="list-style-type: none"> • What is the AR detail?
4	Who am I funding?	<ul style="list-style-type: none"> • What is the total \$ paid per person LTD and last pay period?
5	What are the recent transaction on this award/project?	<ul style="list-style-type: none"> • Last 5 – 10 business days
6	What are my PO’s?	<ul style="list-style-type: none"> • Header PO information

Quantum Analytics – Award Detail Dashboard



Award Detail

Navigation	
Home	
Award Portfolio	
Award Search	
PLProfile	

Award*	Project
1400243L	10019003-1

Award Profile Card	
Award	
Award Number:	1400243L
Award Name:	VTEU: Task Order
Award Status:	Accepted
PI:	Kotloff, Karen
Sponsor:	NIH
Start Date:	42563
End Date:	43293
Awarded Amount:	736780
Funded Amount:	736780
Purpose Number:	151
Purpose Name:	Sponsored Research
Projects within Award	
10019003-1	FY20170-A1B1C1D1
10019003-2	FY20170-A1B1C1D1
10019003-3	FY20170-A1B1C1D1
Project	
Business Unit:	00184
Project Number:	10019003-1
Project Name:	FY20170-A1B1C1D1
Project Status:	Open
Start Date:	42688
End Date:	43234
Budget Start:	42688
Budget End:	43234
Funded Amount:	208465.66
Location:	ON
FA Rate %:	54

What am I Spending?

Project	Object	MTD Activity	Budget	LTD Actuals	Encumbrances	Remaining Balance	Time Rate %	Burn Rate %
10019003-1	3210	\$ 10,000.00	\$ 40,000.00	\$ 20,000.00	\$ 6,000.00	\$ 14,000.00	20%	50%
10019003-1	3220	\$ 20,000.00	\$ 80,000.00	\$ 40,000.00	\$ 12,000.00	\$ 28,000.00	25%	50%
10019003-1	3221	\$ 30,000.00	\$ 120,000.00	\$ 60,000.00	\$ 18,000.00	\$ 42,000.00	85%	50%
10019003-1	3290	\$ 40,000.00	\$ 160,000.00	\$ 80,000.00	\$ 24,000.00	\$ 56,000.00	70%	50%
10019003-2	3340	\$ 50,000.00	\$ 200,000.00	\$ 100,000.00	\$ 30,000.00	\$ 70,000.00	65%	50%
10019003-3	3290	\$ 60,000.00	\$ 240,000.00	\$ 120,000.00	\$ 36,000.00	\$ 84,000.00	90%	50%

What transactions have occurred in the last 10 business days?

Project	Object	Source	Ref #	Line Descr 1	Line Descr 2	Amount
10019003-1	3210	150	123455	Desc1	Desc2	\$ 10,000.00
10019003-1	3212	151	234566	Desc1	Desc2	\$ 12,000.00
10019003-1	3214	155	345677	Desc1	Desc2	\$ 18,000.00
10019003-1	3220	160	456788	Desc1	Desc2	\$ 5,500.00

What has been billed and what has been collected?

Invoice #	Date	Billed \$	Collected \$	Outstanding \$	Days Outstanding
\$ 60,051.00	7/18/2018	\$ 500.00	\$ -	\$ 500.00	42
\$ 60,052.00	2/15/2018	\$ 1,000.00	\$ 400.00	\$ 600.00	155
\$ 60,054.00	6/19/2018	\$ 2,000.00	\$ 1,500.00	\$ 500.00	29
\$ 60,041.00	4/23/2018	\$ 5,000.00	\$ 2,000.00	\$ 3,000.00	72

Who am I Funding?

Employee	Job Title	Project	LTD Salary	LTD Fringe	Last Pay Period \$	Remaining Encumbrance
Mickey, Mouse	Admin	10019003-1	\$ 65,000.00	\$ 30,000.00	\$ 5,000.00	\$ 25,000.00
Duck, Donald	Accountant	10019003-1	\$ 50,000.00	\$ 25,000.00	\$ 2,500.00	\$ 20,000.00
Dog, Pluto	Admin	10019003-2	\$ 80,000.00	\$ 45,000.00	\$ 8,000.00	\$ 35,000.00

What are my PO's?

Award	Project	PO#	Vendor	Total PO Amount	Total Paid	Last Payment	Remaining Balance
1400243L	10019003-1	P300029	Vendor1	\$ 80,000.00	\$ 40,000.00	7/18/2018	\$ 40,000.00
1400243L	10019003-1	P300041	Vendor1	\$ 55,000.00	\$ 30,000.00	8/12/2018	\$ 25,000.00
1400243L	10019003-2	P300055	Vendor2	\$ 15,000.00	\$ 5,000.00	6/26/2018	\$ 10,000.00

Questions & Answers