

Banner 7

Pre-Implementation Task List

Effective **February 14, 2006**, the Center for Information Technology Services (CITS) will be implementing a new web-based version of the Student Information Management System (SIMS- Banner 7).

We plan to start the implementation process at the close of business (4:30 p.m.) on Thursday, February 9, 2006 and complete the process on Monday, February 13, 2006. During the implementation process the SIMS/SURFS will not be available to the campus. Current plans call for the SIMS/SURFS to be active and available to campus users 7:00 a.m. on Tuesday, February 14, 2006.

All SIMS users will now only require a current version of a web browser and a version of *Oracle's JInitiator* on their desktop in order to fully access the SIMS. JInitiator is an Oracle plug-in that extends the capabilities and features of a web browser and is **required to access the Banner Oracle database.**



DO NOT perform any of the tasks below until after 4:30 p.m. February 9, 2006. Removing the current Banner icons will take away the user's capability to access current production Banner. The installation of JInitiator will be "wiped out" if the SIMS user accesses Banner 6 after you install JInitiator and you will have to install it again in order for the user to access Banner 7.

Once again we are asking for your help. During the "down time" of **Feb. 10th through Feb. 13th**, we would like you to perform two simple tasks on **all** your SIMS users' desktop machines.

- Remove all current Banner icons. (Most SIMS users have a Green SIMS icon and some users have a Green and a Red icon) Simply right click on the icon(s) and delete.



Banner Prod.Ink



Banner Dev.pif

- Install Oracle's JInitiator, version 1.3.1.21 on all SIMS users' desktop machines in your area(s) of responsibility. Since most SIMS users do not have administrator rights to their desktop machines, the person(s) responsible for the setup, maintenance and well-being of the machines will be responsible to ensure the Oracle product is installed properly.

Download Oracle JInitiator here: <http://crab.umaryland.edu/jinit/>

Banner 7

Click on icon to

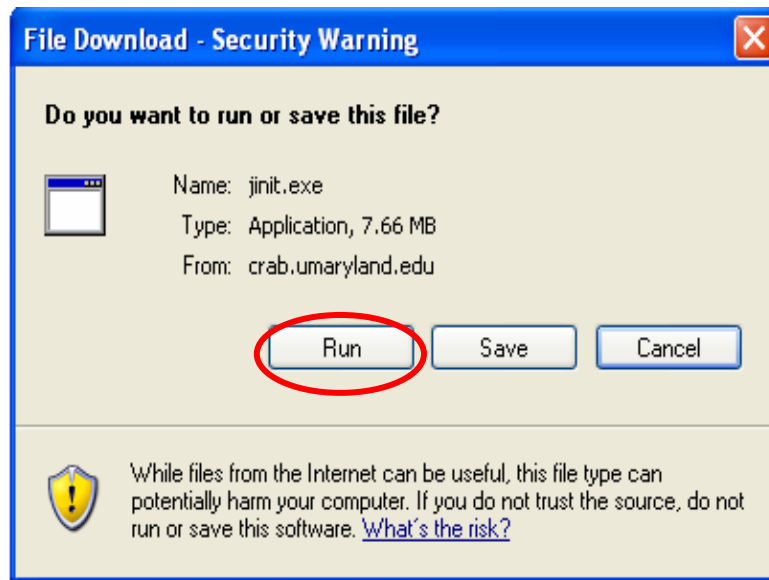
Click **Download JInitiator**

Download JInitiator

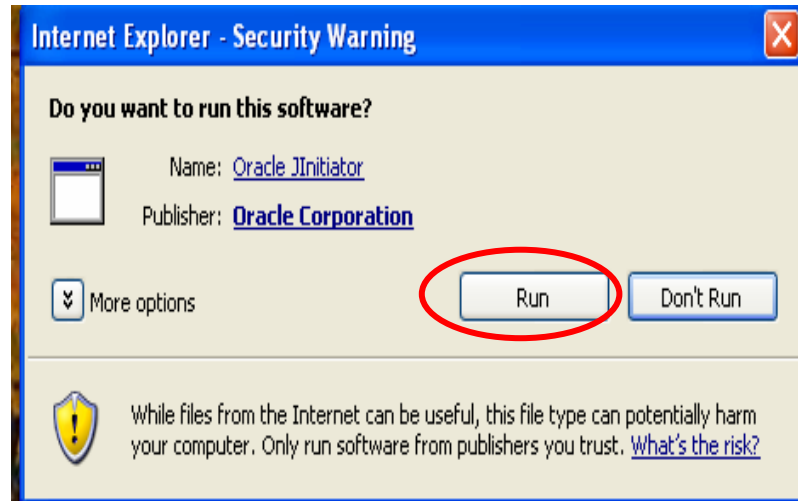


Version 1.3.1.21

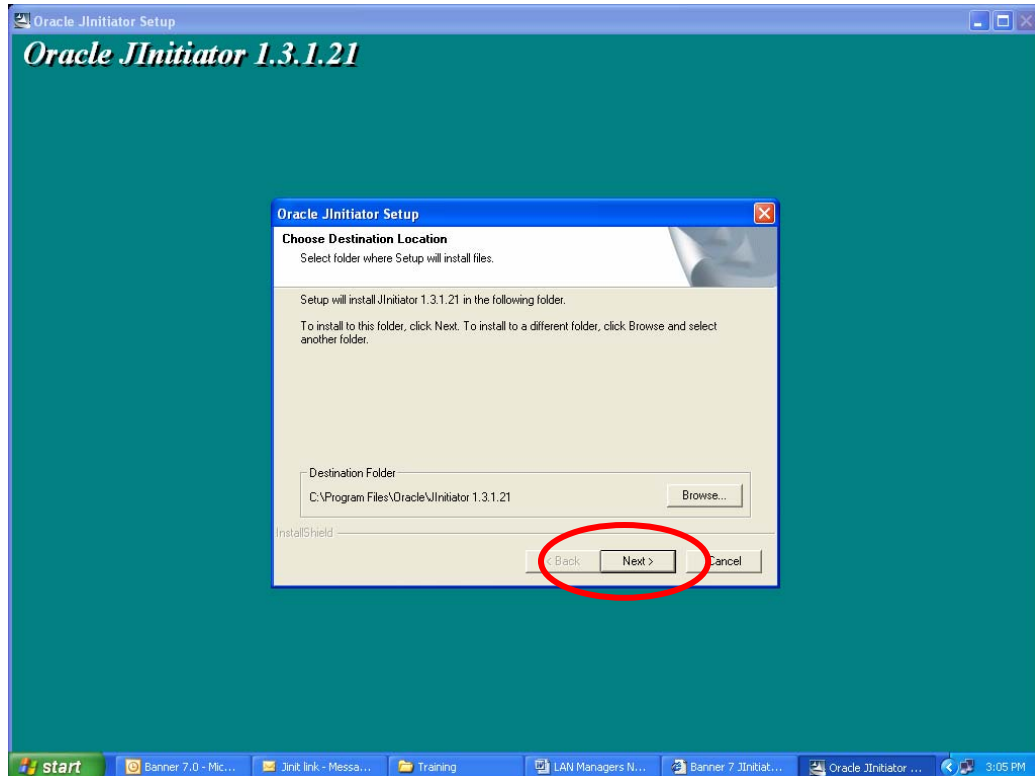
Click **Run**



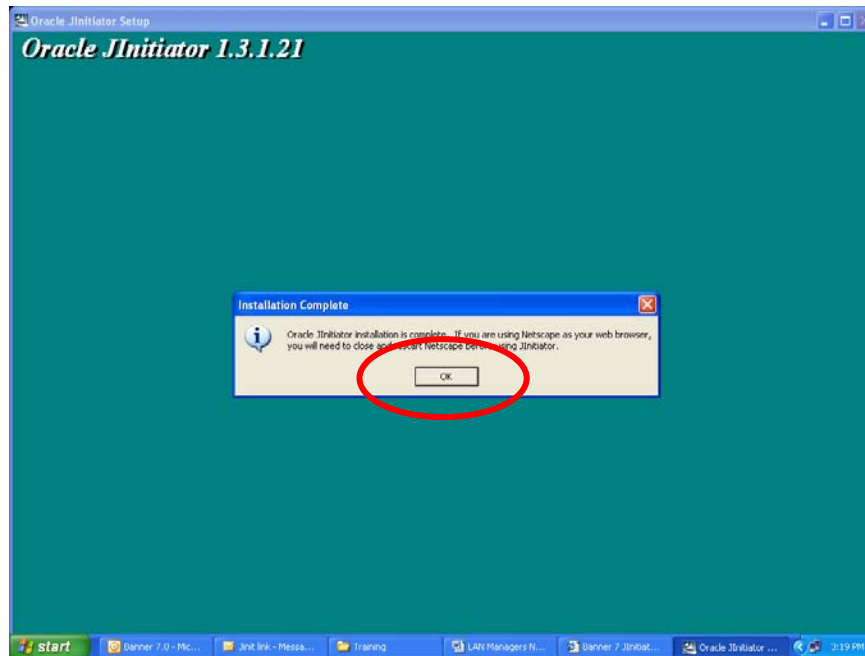
Click **Run**



On the 'Choose Destination Location' screen, just click **Next**



Oracle JInitiator
download is
complete. Click **OK**



One more important thing:

Banner 7 requires Pop-Ups for Banner On-line Help, Error Messaging and User Messaging. Inform the user how to disable Pop-up blockers for their Banner session, if they don't know how.

You are now ready to access Banner 7