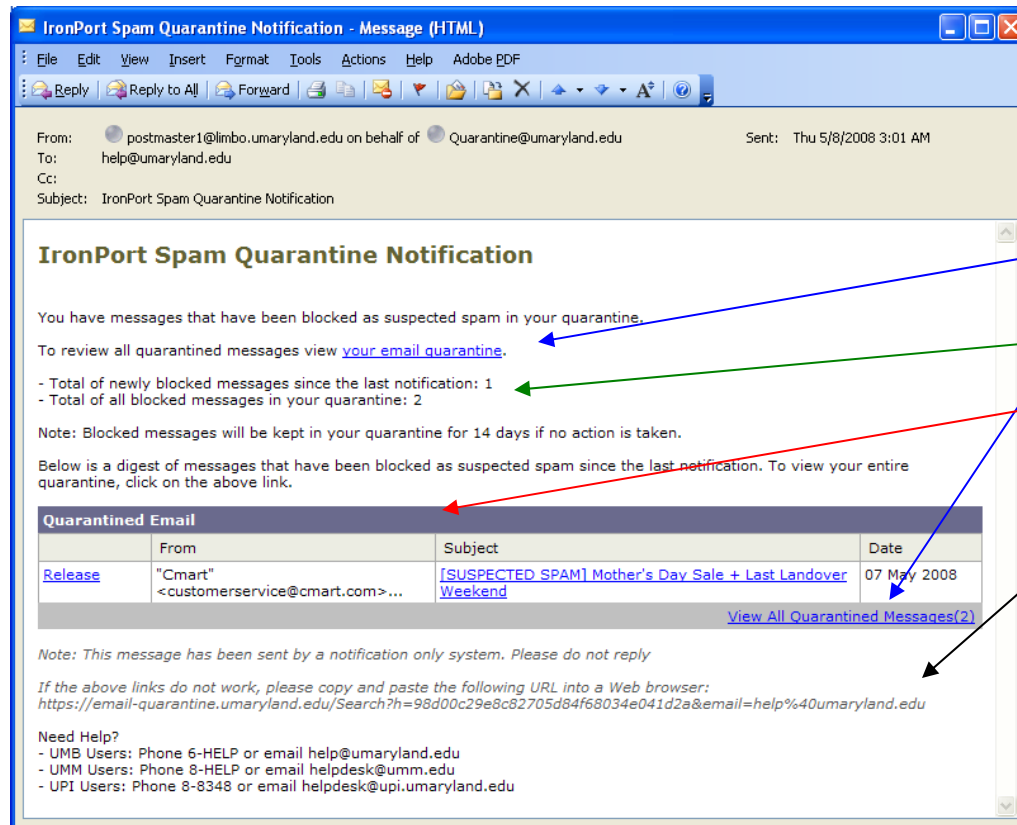


June 6, 2008

Overview of IronPort SPAM Quarantine System

Although IronPort provides many of the same features as Meridius, the interface and terminology differ slightly. This document gives a brief introduction to the IronPort interface and system.

Quarantine Notification Email Message

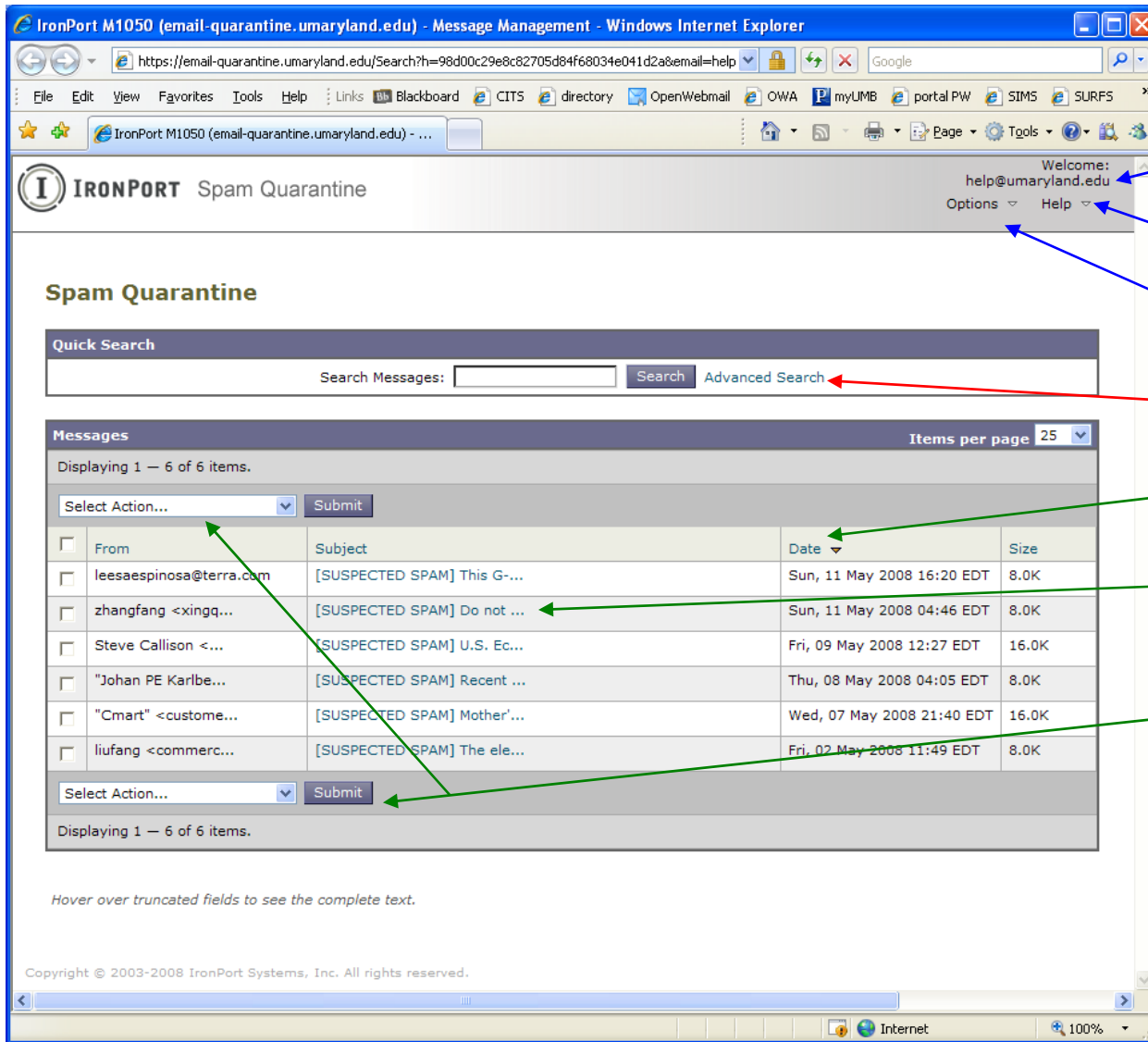


This is an example of the notification email message you will receive from the IronPort system when email messages sent to your email address have been quarantined.

From this message you can:

- Click on links to access the IronPort web page to view your quarantine messages
- View a summary of blocked messages statistics
- See a quick summary of messages quarantined by IronPort
- View the URL for your IronPort web page. If the links in the email message do not work, you can copy this URL and paste it into the address bar of a web browser to access your IronPort page.

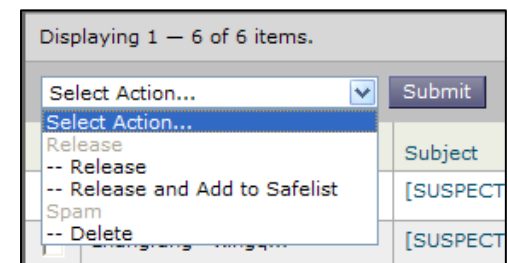
Main Screen



This is an example of what the main IronPort web page will look like.

From this page you can:

- See what email address IronPort is quarantining email for
- Access information on how to use the IronPort system
- Access your Safe or Block list from the Options menu
- Search for messages possibly in quarantine
- View when the message was sent to your account
- Review details of messages in quarantine by clicking on the subject of the message
- Release or Delete messages in quarantine from the Action Menu



Questions?

For questions on the IronPort SPAM Quarantine system, call the Assistance and Service Center (ASC) Help Desk at 410-706-HELP (4357) (weekdays, 8:00 a.m. - 5:00 p.m.) or send an e-mail to: help@umaryland.edu