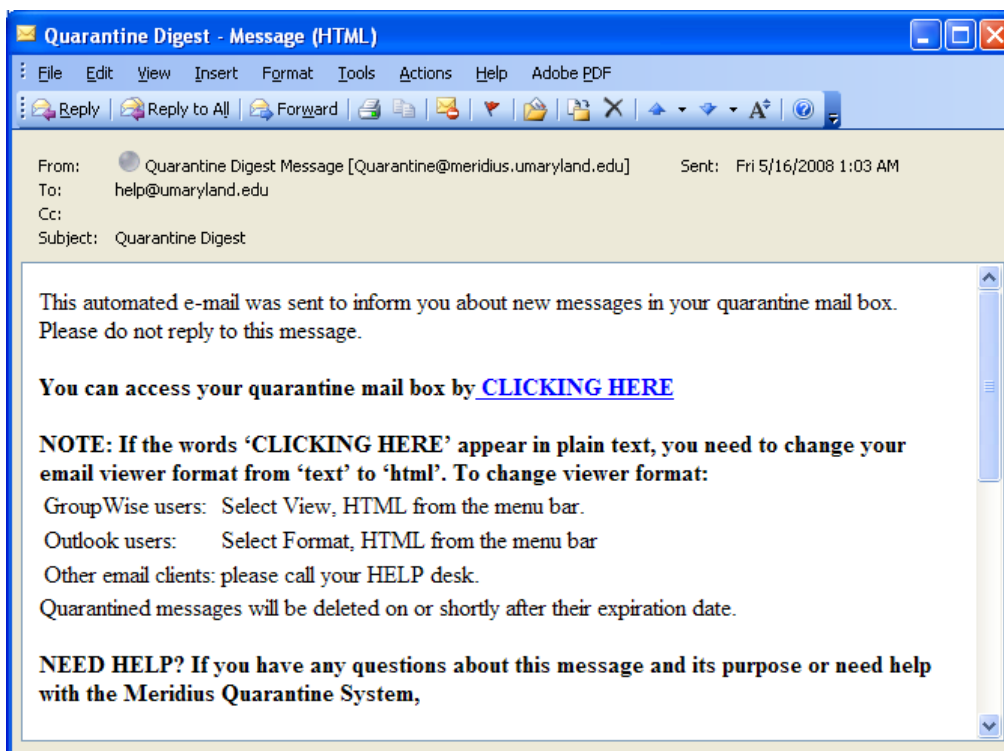


June 6, 2008

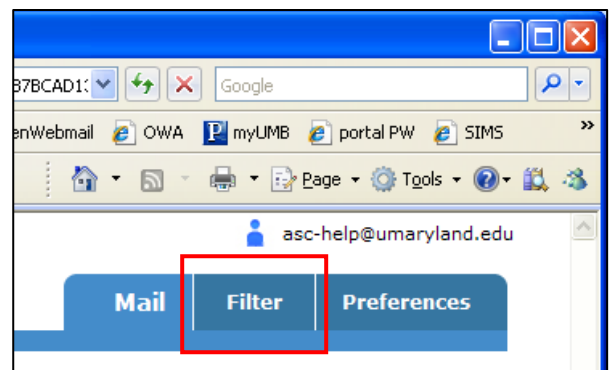
Finding your Meridius Allow List


In order to provide faster and more reliable email delivery, efficient spam screening, and virus protection, CITS is in the process of implementing new email architecture to replace our current one. As part of this process, CITS is replacing the Meridius spam quarantine with an IronPort email security and spam quarantine solution. Before the transition is complete, some users may want to find the email addresses they have added to the Meridius Allow List and add them to their Safelist in IronPort.

1. Click on the “CLICKING HERE” link to access your Meridius Account.





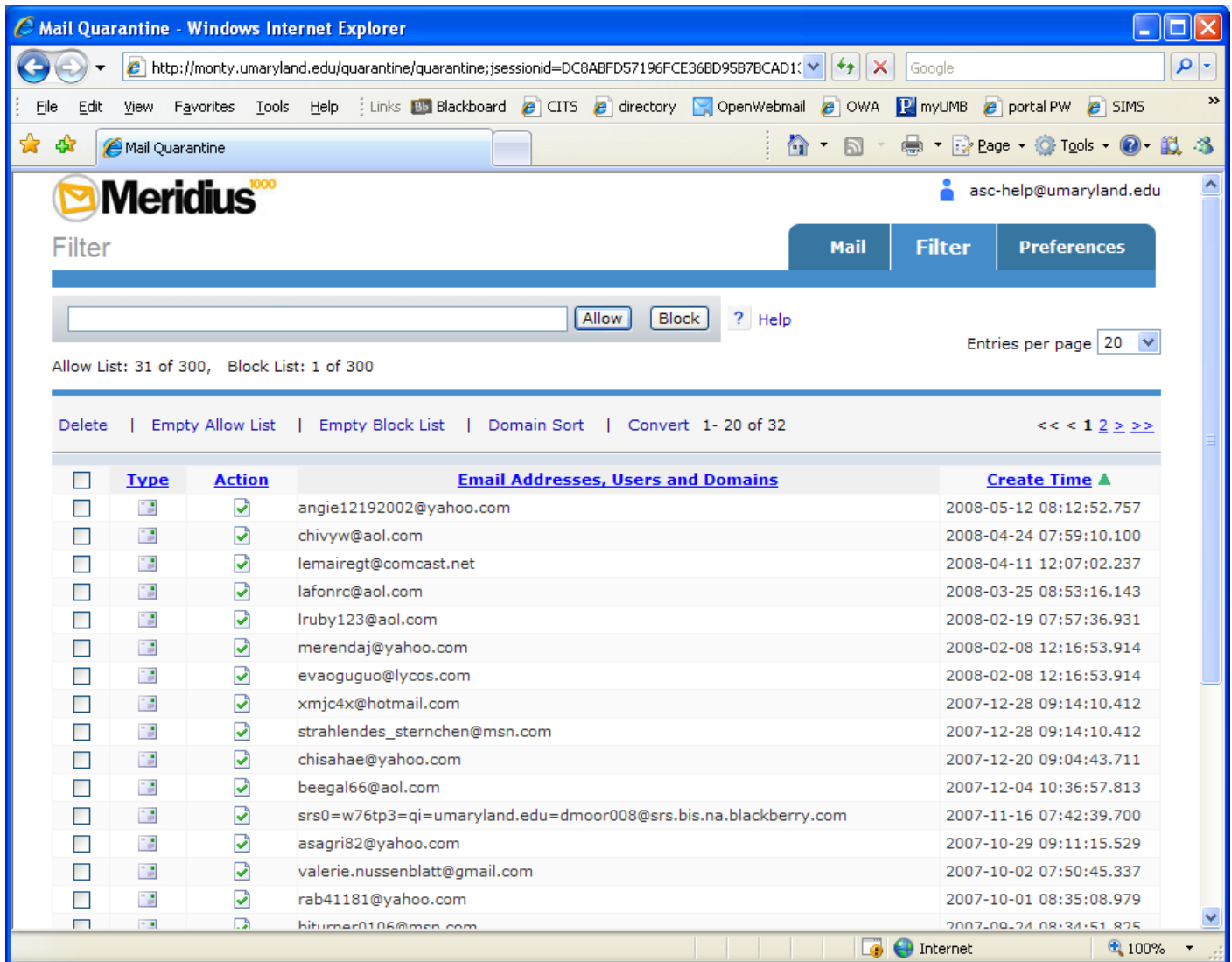
2. In the upper-right corner of the Meridius screen, click on the “Filter” tab to access the entries in your Allow and Block list.



- View the entries on your Allow and Block lists. All entries marked with  are entries on your Allow List.

NOTE: You can sort the entries by clicking on the column headers.

Column Heading	Sorts by
Type	The type of entry (i.e. email address, domain, or user)
Action	Whether the item is on the Allow List () or Blocked List ()
Email Addresses, Users, and Domains	Alphabetizes by email address, user name, or domain
Create Time	When the entry was added to the allow or block filter



Mail Quarantine - Windows Internet Explorer

http://monty.umaryland.edu/quarantine/quarantine;jsessionid=DC8ABFD57196FCE36BD95B7BCAD1

Meridius¹⁰⁰⁰

asc-help@umaryland.edu

































Filter | Mail | Filter | Preferences

Allow | Block | ? Help

Entries per page 20

Allow List: 31 of 300, Block List: 1 of 300

Delete | Empty Allow List | Empty Block List | Domain Sort | Convert 1- 20 of 32

Type	Action	Email Addresses, Users and Domains	Create Time
		angie12192002@yahoo.com	2008-05-12 08:12:52.757
		chivyw@aol.com	2008-04-24 07:59:10.100
		lemairegt@comcast.net	2008-04-11 12:07:02.237
		lafonrc@aol.com	2008-03-25 08:53:16.143
		lruby123@aol.com	2008-02-19 07:57:36.931
		merendaj@yahoo.com	2008-02-08 12:16:53.914
		evaoguguo@lycos.com	2008-02-08 12:16:53.914
		xmjc4x@hotmail.com	2007-12-28 09:14:10.412
		strahlendes_sternchen@msn.com	2007-12-28 09:14:10.412
		chisahae@yahoo.com	2007-12-20 09:04:43.711
		beegal66@aol.com	2007-12-04 10:36:57.813
		srs0=w76tp3=qi=umaryland.edu=dmoor008@srs.bis.na.blackberry.com	2007-11-16 07:42:39.700
		asagri82@yahoo.com	2007-10-29 09:11:15.529
		valerie.nussenblatt@gmail.com	2007-10-02 07:50:45.337
		rab41181@yahoo.com	2007-10-01 08:35:08.979
		biturner0106@msn.com	2007-09-24 08:34:51.825

Questions?

For questions on Meridius, call the Assistance and Service Center (ASC) Help Desk at 410-706-HELP (4357) (weekdays, 8:00 a.m. - 5:00 p.m.) or send an e-mail to: help@umaryland.edu